

Name: _____ D.O.B.: _____

Allergy to: _____

Weight: _____ lbs.

Asthma: Yes (higher risk for a severe reaction) No

For a suspected or active food allergy reaction:

**PLACE
STUDENT'S
PICTURE
HERE**

FOR ANY OF THE FOLLOWING
SEVERE SYMPTOMS

If checked, give epinephrine immediately if the allergen was definitely eaten, even if there are no symptoms.

 LUNG Short of breath, wheezing, repetitive cough	 HEART Pale, blue, faint, weak pulse, dizzy	 THROAT Tight, hoarse, trouble breathing/swallowing	 MOUTH Significant swelling of the tongue and/or lips
 SKIN Many hives over body, widespread redness	 GUT Repetitive vomiting or severe diarrhea	 OTHER Feeling something bad is about to happen, anxiety, confusion	OR A COMBINATION of mild or severe symptoms from different body areas.





NOTE: Do not depend on antihistamines or inhalers (bronchodilators) to treat a severe reaction. **Use Epinephrine.**

- ↓ ↓ ↓
1. **INJECT EPINEPHRINE IMMEDIATELY.**
 2. **Call 911.** Request ambulance with epinephrine.
 - Consider giving additional medications (following or with the epinephrine):
 - » Antihistamine
 - » Inhaler (bronchodilator) if asthma
 - Lay the student flat and raise legs. If breathing is difficult or they are vomiting, let them sit up or lie on their side.
 - If symptoms do not improve, or symptoms return, more doses of epinephrine can be given about 5 minutes or more after the last dose.
 - Alert emergency contacts.
 - Transport student to ER even if symptoms resolve. Student should remain in ER for 4+ hours because symptoms may return.

NOTE: WHEN IN DOUBT, GIVE EPINEPHRINE.

MILD SYMPTOMS

If checked, give epinephrine immediately for ANY symptoms if the allergen was likely eaten.

 NOSE Itchy/runny nose, sneezing	 MOUTH Itchy mouth
 SKIN A few hives, mild itch	 GUT Mild nausea/discomfort

↓ ↓ ↓

1. **GIVE ANTIHISTAMINES, IF ORDERED BY PHYSICIAN**
2. Stay with student; alert emergency contacts.
3. Watch student closely for changes. If symptoms worsen, **GIVE EPINEPHRINE.**

MEDICATIONS/DOSES

Epinephrine Brand: _____

Epinephrine Dose: 0.15 mg IM 0.3 mg IM

Antihistamine Brand or Generic: _____

Antihistamine Dose: _____

Other (e.g., inhaler-bronchodilator if asthmatic): _____

PARENT/GUARDIAN AUTHORIZATION SIGNATURE _____ DATE _____ PHYSICIAN/HCP AUTHORIZATION SIGNATURE _____ DATE _____

EPIPEN® (EPINEPHRINE) AUTO-INJECTOR DIRECTIONS

1. Remove the EpiPen Auto-Injector from the plastic carrying case.
2. Pull off the blue safety release cap.
3. Swing and firmly push orange tip against mid-outer thigh.
4. Hold for approximately 10 seconds.
5. Remove and massage the area for 10 seconds.



AUVI-Q™ (EPINEPHRINE INJECTION, USP) DIRECTIONS

1. Remove the outer case of Auvi-Q. This will automatically activate the voice instructions.
2. Pull off red safety guard.
3. Place black end against mid-outer thigh.
4. Press firmly and hold for 5 seconds.
5. Remove from thigh.



ADRENACLICK®/ADRENACLICK® GENERIC DIRECTIONS

1. Remove the outer case.
2. Remove grey caps labeled "1" and "2".
3. Place red rounded tip against mid-outer thigh.
4. Press down hard until needle penetrates.
5. Hold for 10 seconds. Remove from thigh.



OTHER DIRECTIONS/INFORMATION (may self-carry epinephrine, may self-administer epinephrine, etc.):

Treat student before calling Emergency Contacts. The first signs of a reaction can be mild, but symptoms can get worse quickly.

EMERGENCY CONTACTS — CALL 911

RESCUE SQUAD: _____

DOCTOR: _____ PHONE: _____

PARENT/GUARDIAN: _____ PHONE: _____

OTHER EMERGENCY CONTACTS

NAME/RELATIONSHIP: _____

PHONE: _____

NAME/RELATIONSHIP: _____

PHONE: _____

PARENT/GUARDIAN AUTHORIZATION SIGNATURE

DATE

ALLERGY HISTORY

Child's Name: _____ Birthdate: _____

Grade: _____

Healthcare Provider's Name: _____ Phone: _____

ALLERGIES:

At what age was your child diagnosed with an allergy? _____

What symptoms/incident led to the diagnosis? _____

Airborne Allergy: Yes _____ No _____ Explain _____

Has your child been hospitalized for an allergic reaction? Yes _____ No _____ If Yes, when and please explain incident and treatment: _____

When was your child's last allergic reaction? _____

What symptoms does your child usually exhibit during an allergic reaction? _____

What treatment does your child usually require for an allergic reaction? _____

Has your child experienced an allergic reaction at school before? _____

If so, please describe the latest incident: _____

Do you give permission for your child to eat foods that, "may contain traces of...." the above specified allergen? _____

Do you give your child permission to eat foods that, "were processed in a facility that also processes..." the above specified allergen? _____

-----CONTINUED ON NEXT PAGE-----

Does your child have asthma? Yes___ No___ (Asthma can increase the severity of a reaction)

How have previous allergic reactions affected his/her asthma? _____

May the school nurse share this information with school staff on a "need to know" basis? Yes No

There is an Emergency Care Plan for Allergies that should be filed for your child. There is a medication authorization form if your child requires treatment for an allergic reaction. (Please be in touch with the school office if you have not received these forms.)

It is your responsibility to have all forms filled out and signed by you and your child's Doctor. They should be returned to school by the first day of classes, along with any medications that your child may need if an allergic reaction occurs at school.

Parent/Guardian Signature _____ Date: _____